

# 200W – 18GHz Coaxial Attenuator

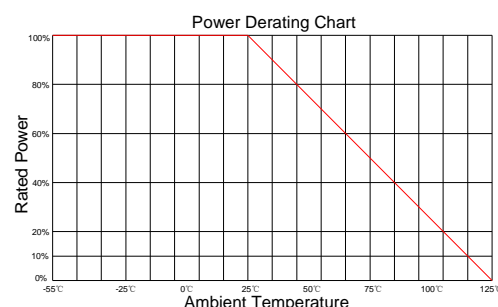
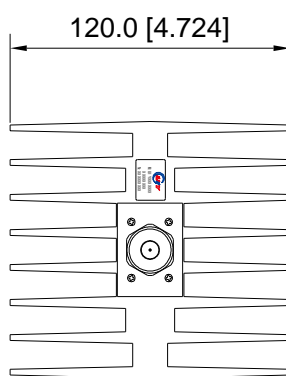

## Design Features

- ◆ High RF performance, ultra-competitive price.
- ◆ Custom design available upon request.
- ◆ Military, space and commercial applications.
- ◆ Guaranteed for one year standard.

## RF Characteristics

Model Number	Freq. Range	Power	Attenuation Value	Attenuation Tolerance	VSWR Max	Connector Type	Impedance
UIYCA200AN8A10	DC-8GHz	200W	10 dB	±0.8 dB	1.25	N-M to N-F	50 Ω
UIYCA200AN8A20		200W	20 dB	±0.8 dB	1.25		50 Ω
UIYCA200AN8A30		200W	30 dB	±0.9 dB	1.25		50 Ω
UIYCA200AN8A40		200W	40 dB	±0.9 dB	1.25		50 Ω
UIYCA200AN8A50		200W	50 dB	±0.9 dB	1.25		50 Ω
UIYCA200AN124A60		200W	60 dB	±0.9 dB	1.25		50 Ω
UIYCA200AN124A10	DC-12.4GHz	200W	10 dB	±1.5 dB	1.35	N-M to N-F	50 Ω
UIYCA200AN124A20		200W	20 dB	±0.9 dB	1.35		50 Ω
UIYCA200AN124A30		200W	30 dB	±1.0 dB	1.35		50 Ω
UIYCA200AN124A40		200W	40 dB	±1.1 dB	1.35		50 Ω
UIYCA200AN124A50		200W	50 dB	±1.1 dB	1.35		50 Ω
UIYCA200AN124A60		200W	60 dB	±1.1 dB	1.35		50 Ω
UIYCA200AN18A10	DC-18GHz	200W	10 dB	±2.5 dB	1.45	N-M to N-F	50 Ω
UIYCA200AN18A20		200W	20 dB	±2.0 dB	1.45		50 Ω
UIYCA200AN18A30		200W	30 dB	±1.5 dB	1.45		50 Ω
UIYCA200AN18A40		200W	40 dB	±1.3 dB	1.45		50 Ω
UIYCA200AN18A50		200W	50 dB	±1.4 dB	1.45		50 Ω
UIYCA200AN18A60		200W	60 dB	±1.4 dB	1.45		50 Ω

## Mechanical Drawing



Unit: mm/ inch, General part tolerance is ± 2% unless otherwise stated.

Ver. 5.0